

13 801 892



- 200mm projection
- circular normal flow
- rosette Ø 55 mm
- hole diameter 37 mm
- 1/2" connection
- max. flow 29 l/min at 3 bar flow pressure
- WRAS 1811020

	Platinum	13 801 892-08
	Chrome	13 801 892-00
	Brushed Platinum	13 801 892-06
	Dark Chrome	13 801 892-19
	Brushed Durabrass (23kt Gold)	13 801 892-28
	Matte Black	13 801 892-33
	Brushed Champagne (22kt Gold)	13 801 892-46
	Champagne (22kt Gold)	13 801 892-47
	Brushed Chrome	13 801 892-93
	Brushed Dark Platinum	13 801 892-99

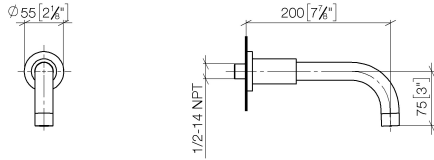
Recommended miscellaneous



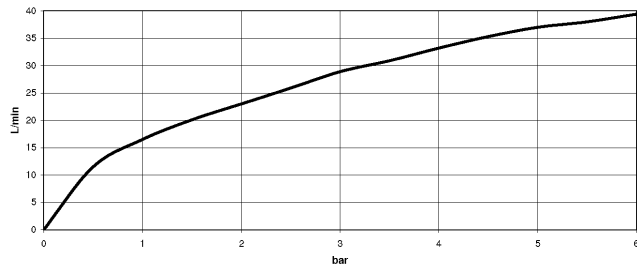
- Concealed wall elbow -** 35 085 970 90
- max. recess depth 163 mm
 - min. recess depth 90 mm

13 801 892

mm [inches]



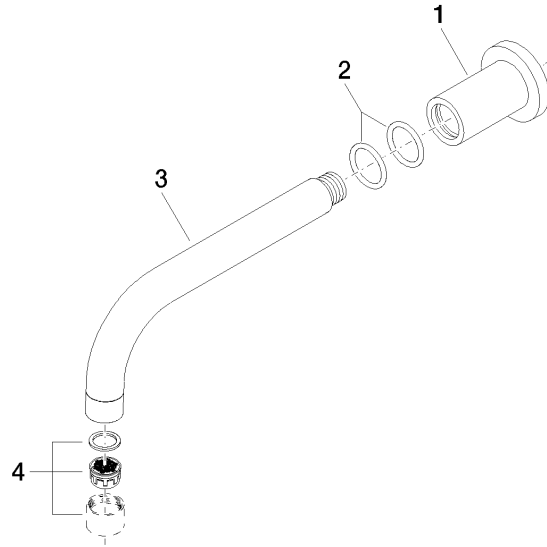
Flow rate chart



Certificates

LGA_18923. IAPMO_4976 (6). WRAS_1811020.

13 801 892



Spare parts list

No.	Item Number	Name	Quantity used	Delivery time
1	09 27 89 009-08	rosette	1	40
2	90 14 10 025 00 90	seal	2	2
3	04 28 22 198 20-08	spout	1	40
4	90 23 01 024 00-08	aerator	1	-

Spare part can no longer be ordered, please order the replacement item